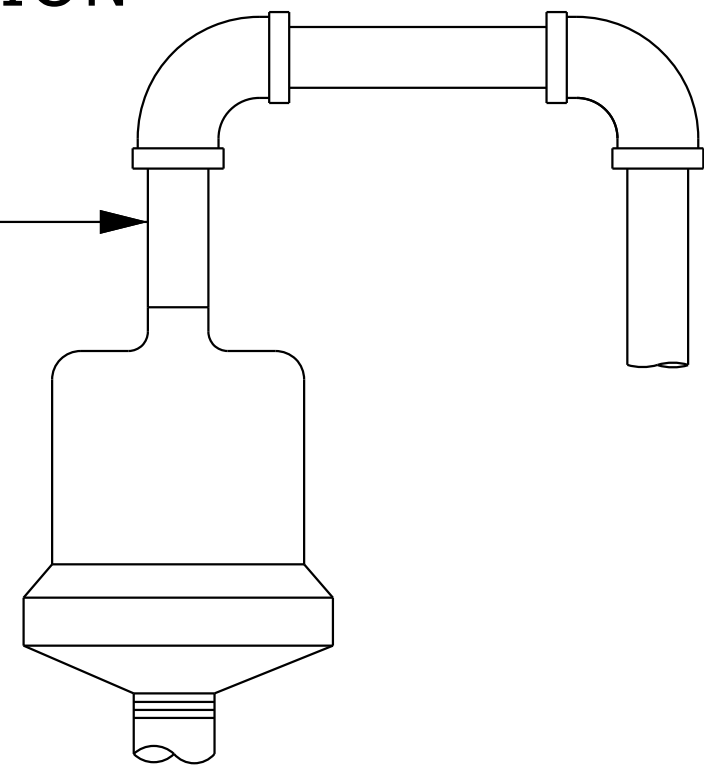
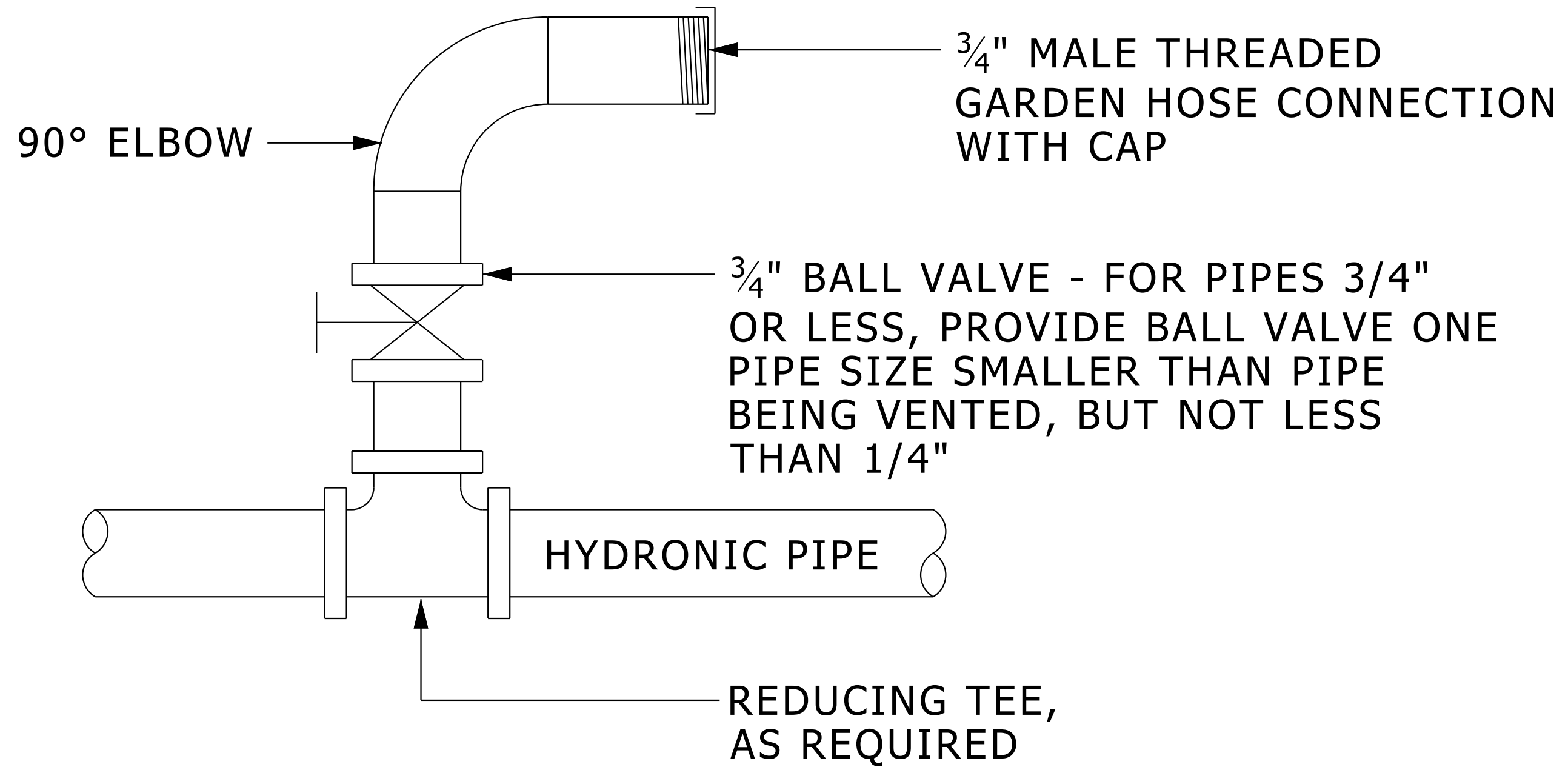
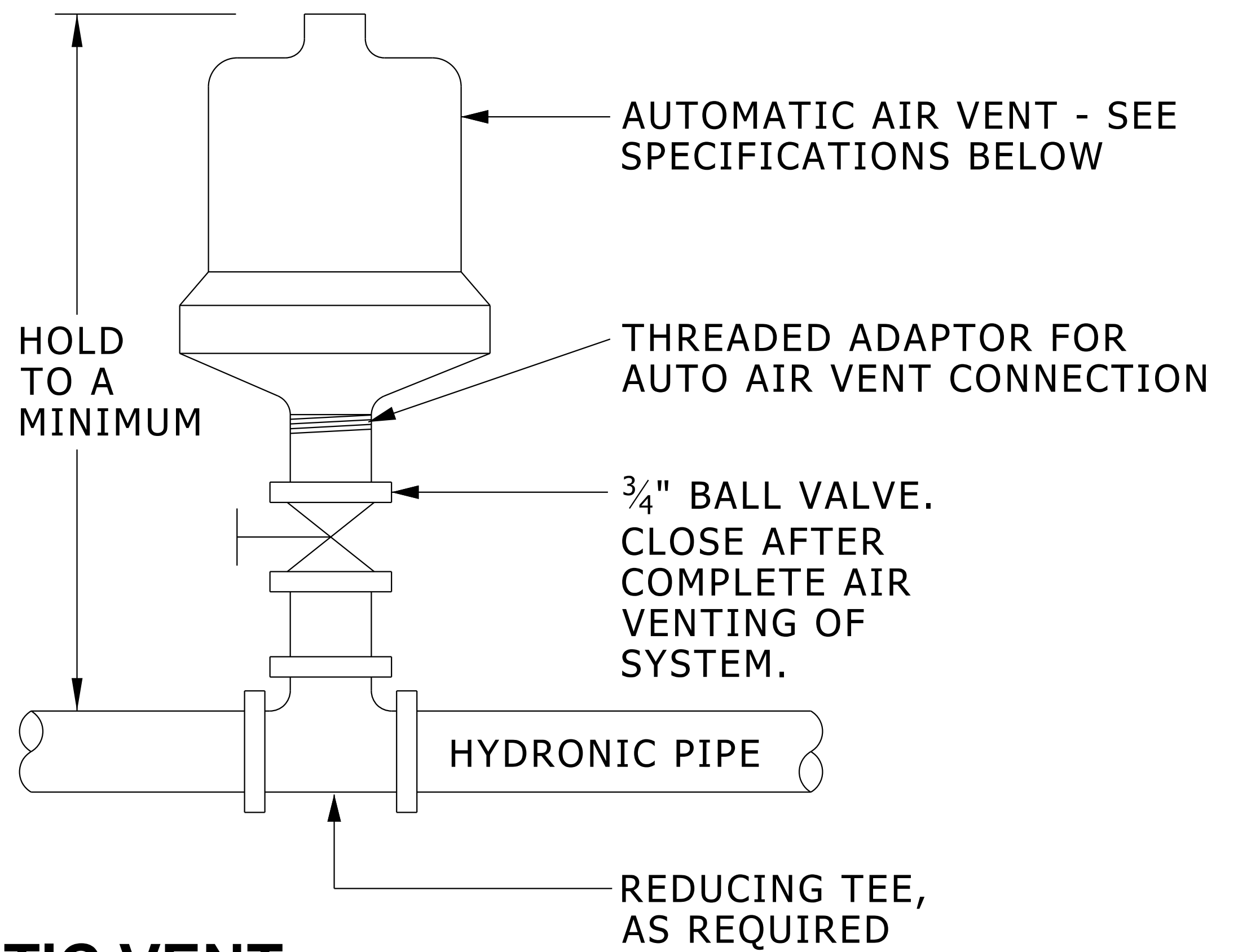


1/2" COPPER SAFETY  
DRAIN WITH CONNECTION  
TO SITE WASTE  
(REQUIRED ONLY  
WHERE SPECIFICALLY  
NOTED ON DRAWING



**FOR CONTINUOUS AIR VENTING**

### **AUTOMATIC VENT**



### **MANNUAL VENT**

**NOTES:**

1. AUTOMATIC AIR VENTS ARE REQUIRED AT EACH HIGH POINT IN HYDRONIC PIPING LOCATED TO COMPLETELY VENT AIR FROM WATER SYSTEMS.
2. FOR PIPE SIZES 2-1/2" AND LARGER, PROVIDE BELL & GOSSETT MODEL 78 AIR VENT, OR ARMSTRONG NO.75, RATED FOR 150 PSI.
3. FOR PIPE SIZES 2" AND LESS, PROVIDE BELL & GOSSETT MODEL 87 AIR VENT, OR ARMSTRONG NO.75, RATED FOR 150 PSI.
4. WHEN AUTOMATIC AIR VENT INSTALLATION IS NOT POSSIBLE, OR WHEN MANNUAL VENTS ARE INDICATED, PROVIDE A BALL VALVE AND HOSE THREAD CONNECTION.

## WATER SYSTEM AIR VENT DETAILS

NO SCALE

D 15515 002 06 04.dgn

REFERENCED DETAILS/SCHEDULES:  
xxxx S\_XXXXX\_XXX\_\_

ADDITIONAL INFORMATION:

MODULES: X\_\_



**ARCHITECTURE & ENGINEERING**  
326 East Hoover, Mail Stop B  
Ann Arbor, MI 48109-1002  
Phone: 734-764-3414  
Fax: 734-936-3334

### **Automatic Water System Air Vent Detail**

DIVISION: 15  
SECTION: 15515  
FILE: D\_15515\_002\_09\_15.dgn  
ISSUE DATE: 09/16/15